

# Visual Identity Guidelines

# Introduction

1

Our Visual Identity concept **Nordic Skies** is anchored in our market position and our Nordic mindset.

It's about dappled sunlight on a desk, a glowing city sunset, magnetic northern lights and never ending summer nights...

Skies can be soft, crisp and clear, spectacular, magical and anything in between. Light is a beacon of knowledge and hope, and eliminates fear. Being Nordic we understand how light and colour can make us feel – and look – awesome.

## Nordic Skies: design principles

### \* Simple

Just like the Nordic skies, our visual identity doesn't shout – it whispers, yet has a deep impact.

### \* Unified

No matter where we are in the world, the sky unifies us. It ties everything together into a coherent expression.

### \* Sustainable

The visuals carry forward our vision and back our position as *Makers of a Sustainable Future*.

### \* Humane




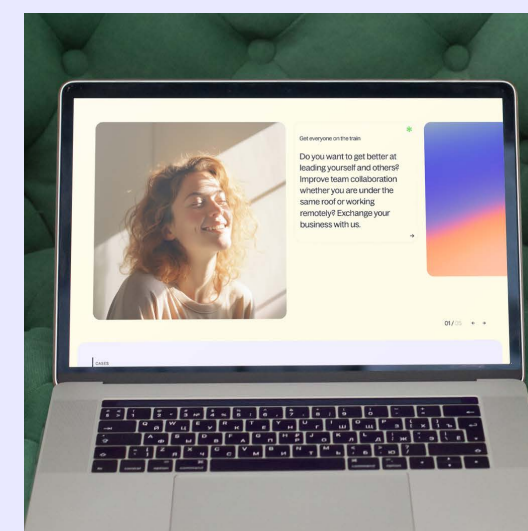

The skies, ever-changing and ever-present, mirror our humane approach. Constantly evolving, yet consistent and reliable.

# Formality lever

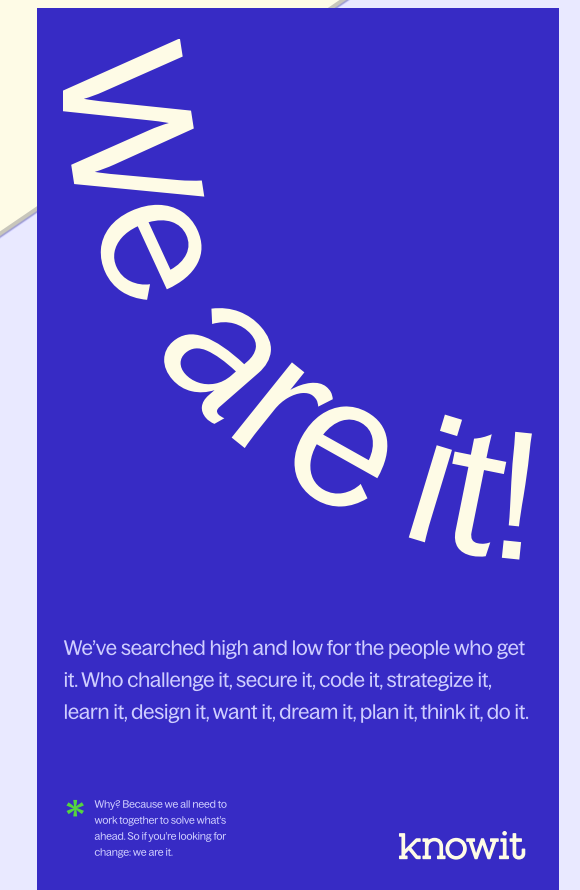
Make sure to apply the guidelines according to the appropriate level of formality.

knowit

Formal level



Campaign level



## Tone of voice

This is how we communicate, both externally and internally.

### \* The Nordic way

Use friendly, everyday, accessible language.

Keep it as clear and minimal as possible.

### \* No nonsense

Never use corporate clichés. Unless you're making fun of yourself, of course.

### \* Be professional

Double check any written content, and do a spell and grammar check.

### \* Keep it simple

Don't assume everyone understands complicated abbreviations and tech speak.

Tone of voice  
example 1:  
Recruiting  
talent and  
clients

- Please note! This is example copy only.  
Adapt copy to suit your specific business  
needs.

# We are it

We've searched high and low for the people who get it.  
Who challenge it, secure it, code it, strategize it, learn it,  
design it, want it, dream it, plan it, think it, do it.

Why? Because we all need to work together to solve  
what's ahead. So if you're looking for change: we are it.

Tone of voice  
example 2:  
Recruiting  
clients

- Please note! This is example copy only.  
Adapt copy to suit your specific business  
needs.

# Hey, we get it

Your business is facing a broad range of challenges right now. And you've probably heard you should be looking for agile consultants, who are consumer centric and work at high velocity. Yeah, yeah we've got all of that.

Need more tech clichés?

Or how about we just have a fika and talk digital transformation?



Tone of voice  
example 3:  
Knowit Insight

- Please note! This is example copy only.  
Adapt copy to suit your specific business  
needs.

# We're changing it

Management consulting isn't what it used to be. Oh, it's still about understanding your organisation and working methods, optimizing cash flows or business planning. But it's also about making you digital.

We're challenging the industry by building sustainable businesses through a digital approach to management, innovation, organization and operational excellence.

Curious about how we're changing it?

Give us a call.

Tone of voice  
example 4:  
People  
& Culture

- Please note! This is example copy only.  
Adapt copy to suit your specific business  
needs.

# It-boys, it-girls, it-everyone in between

We don't believe in labels, but they are still the norm sometimes. That's why we're working hard to shake things up in board rooms, at work and in society at large.

If you're looking for change: we are it.

Tone of voice  
example 5:  
Knowit  
Experience

● Please note! This is example copy only.  
Adapt copy to suit your specific business  
needs.

# Let's sing it

There is Song.

And then there are the ones who do the actual singing.  
The ones who just have it.

Why don't you join us instead?

## A note on sustainability

Our company vision is a more sustainable and humane society. This affects everything we do as a company, including our Visual Identity and its implementations.

Our sustainability work needs to impact not just the environment, but also the economic and social aspects of society.

Here are some of our thoughts and pointers regarding sustainability and the new Visual Identity.

### \* Well designed & long lasting

The Visual Identity will always evolve, but it's built to last. This eliminates the need to produce new material over time. Similarly, the Knowit logo remains the same so we don't need to replace for example exterior signs.

### \* Accessibility

The Visual Identity has been carefully designed in order to meet the latest in accessibility standards, when it comes to for example contrasts, typography and visual hierarchies.

### \* Production of digital materials

The Visual Identity has been created in order for everyone to design beautiful artwork just using colours and a minimal amount of fonts and graphics, without the excessive use of images/video.

Always optimize the SEO, as well as images and videos. Only include what's relevant.

### \* Production of printed materials

When it comes to physical/printed design, choose sustainably sourced materials.

Always go digital whenever you can, instead of using print based media.

Choose suppliers that make sense from a sustainability viewpoint.

Logotype

2

## Logotype design

Knowit has a distinct and specially designed logo that should not be altered in any way, including its shape or colour. The Knowit brand is legally protected in the EU and Norway.

[View assets](#) →

# knowit

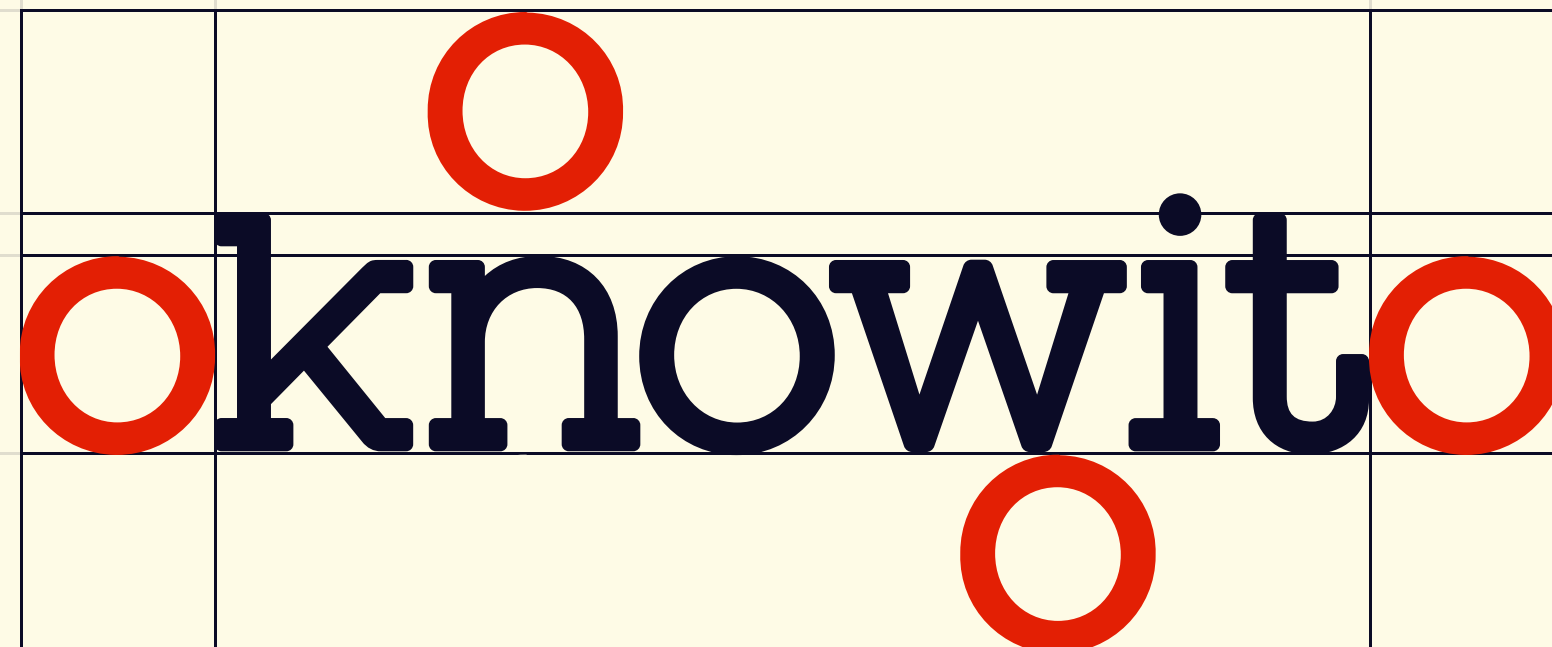
knowit

## Logomark clear space

Our logotype plays a vital role in representing our company and should be treated with care. Maintain the appropriate clear space around the logo in order to achieve a clean and cohesive look.

Minimum print width: 20 mm  
Minimum width for digital screens: 72 px

Minimum print width: 20 mm  
Minimum width for digital screens: 72 px



knowit

## Solid colour logotypes

The Knowit logotype is available in four variants: two solid colors and two animated gradients. The solid colors are Knowit Black and Knowit White.

[View assets](#) →

knowit

knowit

knowit



## Animated logotype

When we need to infuse our materials with more energy, we use animated gradients within our logotype. You can choose from either of these two versions. Both come in light or dark mode.

[View assets](#) →

The word "knowit" is displayed in a lowercase, rounded sans-serif font. It features a horizontal gradient from light pink on the left to light purple on the right. The letters are slightly shadowed, giving them a 3D appearance as if they are floating above the surface.

knowit

The word "knowit" is displayed in a lowercase, rounded sans-serif font. It features a horizontal gradient from light green on the left to light blue on the right. The letters are slightly shadowed, giving them a 3D appearance as if they are floating above the surface.

knowit

knowit

## Animated logotype as a sign off

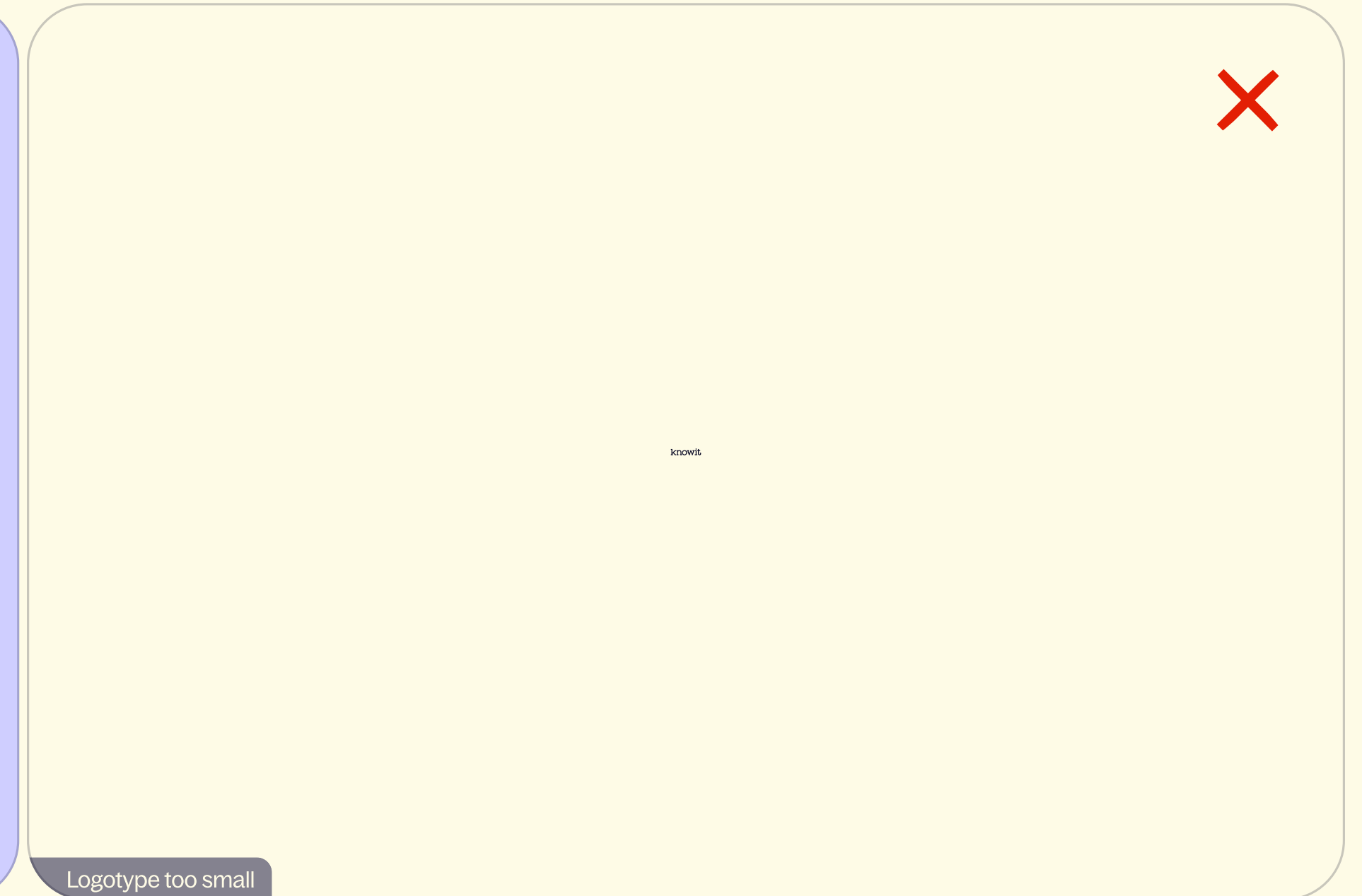
We can use the animated logo sign off at the end of videos or social media posts and carousels.

[View assets](#) →



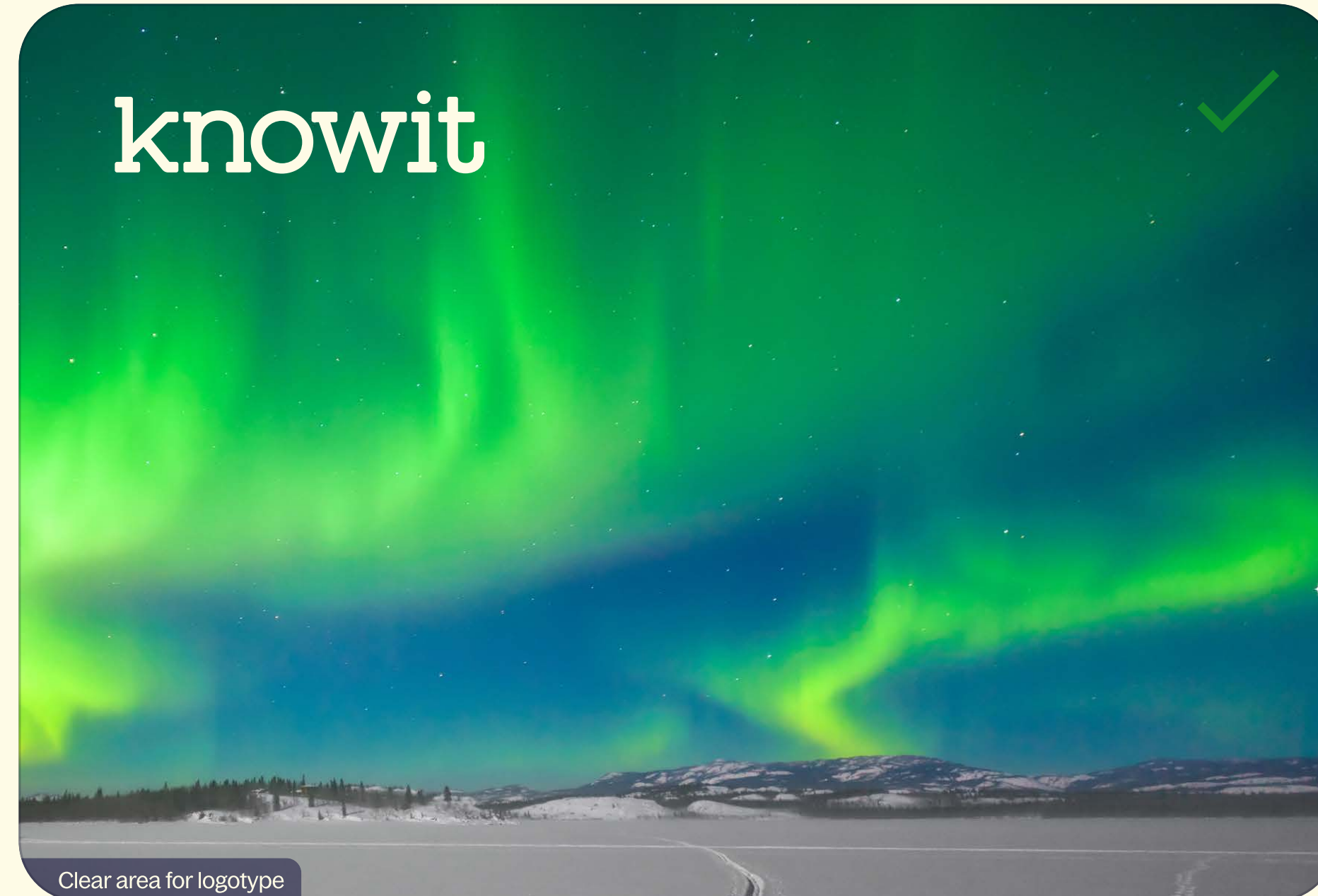
## Logotype Don'ts

Ensuring consistency and readability is crucial when using the logotype. Avoid the following examples to maintain a cohesive representation.



## Logotype Do's

Ensure the logotype is used consistently, and maintain readability by following these examples.




Colours

3

## Colour concept

Our colours are inspired by Nordic skies. With this concept, we establish a strong connection to our region, reinforcing our market position.

The palette challenges conventions, ensuring we make a lasting impression as an IT company. It also reflects our values of sustainability, innovation, and creativity.



# Primary colour palette

The palette creates a strong, cohesive and recognisable feel. With a connection to our Nordic origin, it effectively communicates our company's values.

For most purposes, use Knowit White and Knowit Black instead of pure black (#00000) or white (#FFFFFF).

Knowit Black

HEX #0B0B26  
RGB R:11 G:11 B:38  
CMYK C:71 M:71 Y:0 K:85  
Pantone 5255 C

Purple

HEX #CFCEFF  
RGB R:207 G:206 B:255  
CMYK C:19 M:19 Y:0 K:0  
Pantone 263 C

Knowit White

HEX #FEFBE6  
RGB 254 / 251 / 230  
CMYK 0 / 1 / 9 / 0  
Pantone 9064 C

Blue

HEX #372BC5  
RGB 55 / 43 / 197  
CMYK 91 / 80 / 0 / 0  
Pantone Blue 072 C

# Extended colour palette

Our extended palette adds softness and warmth to our design. These colours enhance the depth and visual appeal of our materials, allowing us a wider range of expressions.

Green

HEX #55D440  
RGB 85 / 212 / 64  
CMYK 63 / 0 / 96 / 0  
Pantone 802 C  
NCS S 0570-G20Y

Knowit White

HEX #FEFBE6  
RGB 254 / 251 / 230  
CMYK 0 / 1 / 9 / 0  
Pantone 9064 C  
NCS S 0505-Y20R

Pink

HEX #FFD6B8  
RGB 255 / 214 / 184  
CMYK 0 / 16 / 28 / 0  
Pantone 475 C  
NCS S 1015-Y50R

Light Pink

HEX #FFEBDD  
RGB 255 / 235 / 221  
CMYK 0 / 8 / 13 / 0  
Pantone 9220 C  
NCS S 0804-Y50R

Purple

HEX #CFCEFF  
RGB 207 / 206 / 255  
CMYK 19 / 19 / 0 / 0  
Pantone 263 C  
NCS S 1020-R60B

Light Purple

HEX #F7F6FF  
RGB 247 / 246 / 255  
CMYK 2 / 3 / 0 / 2  
Pantone 9023 C  
NCS S 0510-R60B

Blue

HEX #372BC5  
RGB 55 / 43 / 197  
CMYK 91 / 80 / 0 / 0  
Pantone Blue 072 C  
NCS S 3560-R90B

Knowit Black

HEX #0B0B26  
RGB 11 / 11 / 38  
CMYK 71 / 71 / 0 / 85  
Pantone 5255 C  
NCS S 8010-R90B



# Colour hierarchy

Our colour hierarchy strikes a balance between boldness, warmth, and clarity.

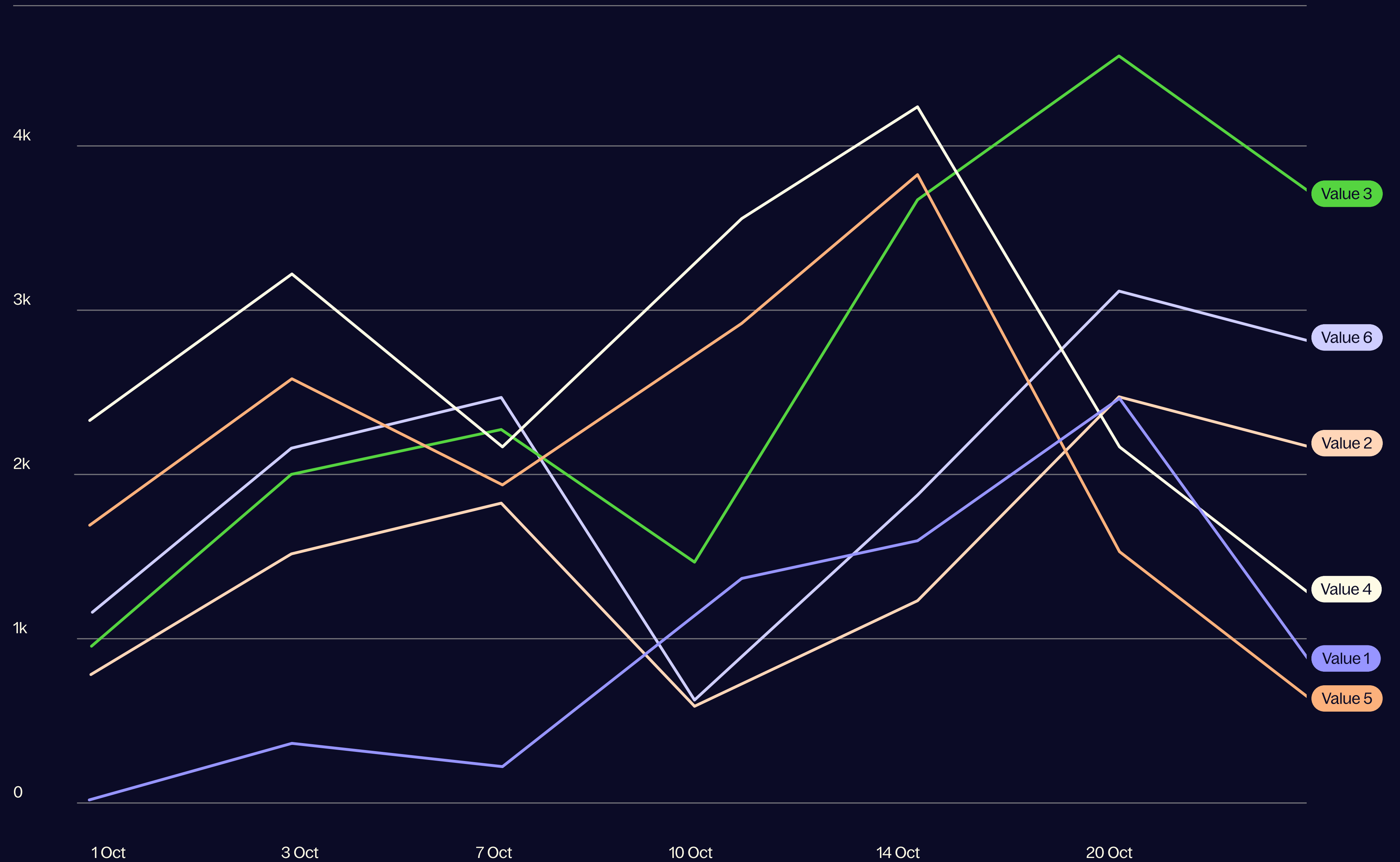
The primary colours should dominate, with the secondary colours serving as supporting elements to balance the overall visual impression.

## Palette for diagrams

To ensure accessibility and comprehension, we use our UI color kit and put diagrams on a dark background to make the colours readable.

Please use maximum contrast between the colours in a diagram. For example start with purple, then use pink and so on.

[View examples](#) →



HEX #9795FF

HEX #FFD6B8

HEX #55D440

HEX #FEFBE6

HEX #FCB27C

HEX #CFCEFF

# Typography

4

## Typography

Our brand font is called Bagoss and is one of the identity's most valuable assets.

Released by Displaay Type Foundry in 2022, it's a font with characteristics strong enough for headings, while at the same time maintaining a high level of readability in body text. This ensures both digital and printed materials are accessible, comprehensible while at the same time being characteristic.

Its distinctiveness comes from increased contrast of the strokes and other details such as a tiny single-edge serif. It's the perfect typeface for any occasion where a little character is needed.

# Bagoss Regular

A B C D E F G H I J K  
L M N O P Q R S T U  
V W X Y Z Å Ä Ö

a b c d e f g h i j k l m n o  
p q r s t u v w x y z å ä ö

1 2 3 4 5 6 7 8 9 0  
! ? @ % & €

## Typography – primary colours

These combinations ensure that text is easily readable and accessible to a wide range of users by meeting the AA contrast ratio (16px text) requirements set by WCAG standards for digital formats.

They are also suitable for printed materials where the minimum size for body copy is 8 pt.

Never use pure black or white – use the digital colours in our palette.

- Avoid using any colour combinations that are not specified on this page and the next.

# Headline

24px or larger

## Body

Less than 24px

# Headline

24px or larger

## Body

Less than 24px

# Headline

24px or larger

## Body

Less than 24px

# Headline

24px or larger

## Body

Less than 24px

## Typography – secondary colours

Our colour palette provides a diverse range of options to inspire you, whether you're designing presentations or crafting marketing materials.

- Avoid using any colour combinations that are not specified on this page and the previous one.

**Headline**  
24px or larger

**Body**  
Less than 24px

**Headline**  
24px or larger

**Body**  
Less than 24px

**Headline**  
24px or larger

**Body**  
Less than 24px

**Headline**  
24px or larger

**Body**  
Less than 24px

**Headline**  
24px or larger

**Body**  
Less than 24px

**Headline**  
24px or larger

**Body**  
Less than 24px

**Headline**  
24px or larger

**Body**  
Less than 24px

**Headline**  
24px or larger

**Body**  
Less than 24px

**Headline**  
24px or larger

**Body**  
Less than 24px

**Headline**  
24px or larger

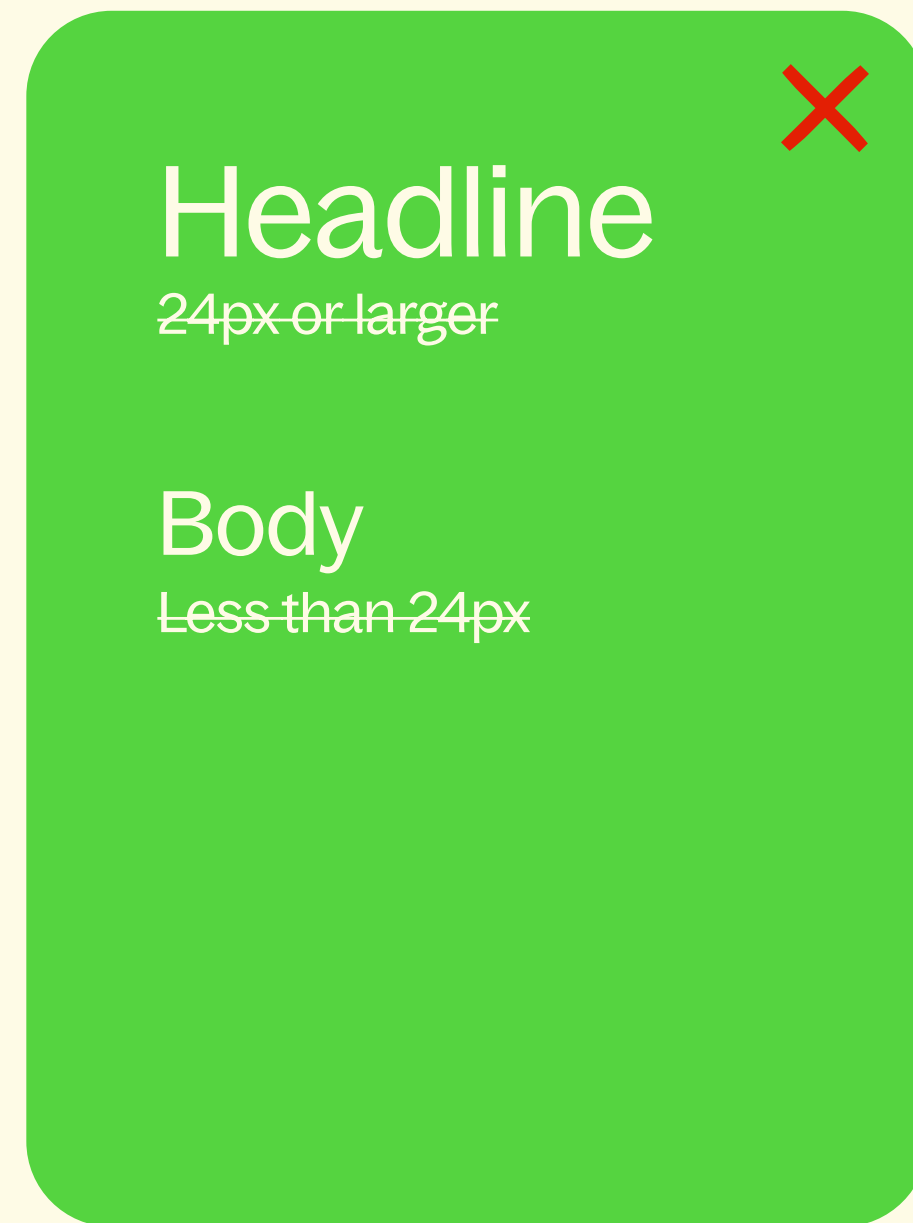
**Body**  
Less than 24px

## Don't use these colour combinations

These colour combinations don't meet our accessibility standards.

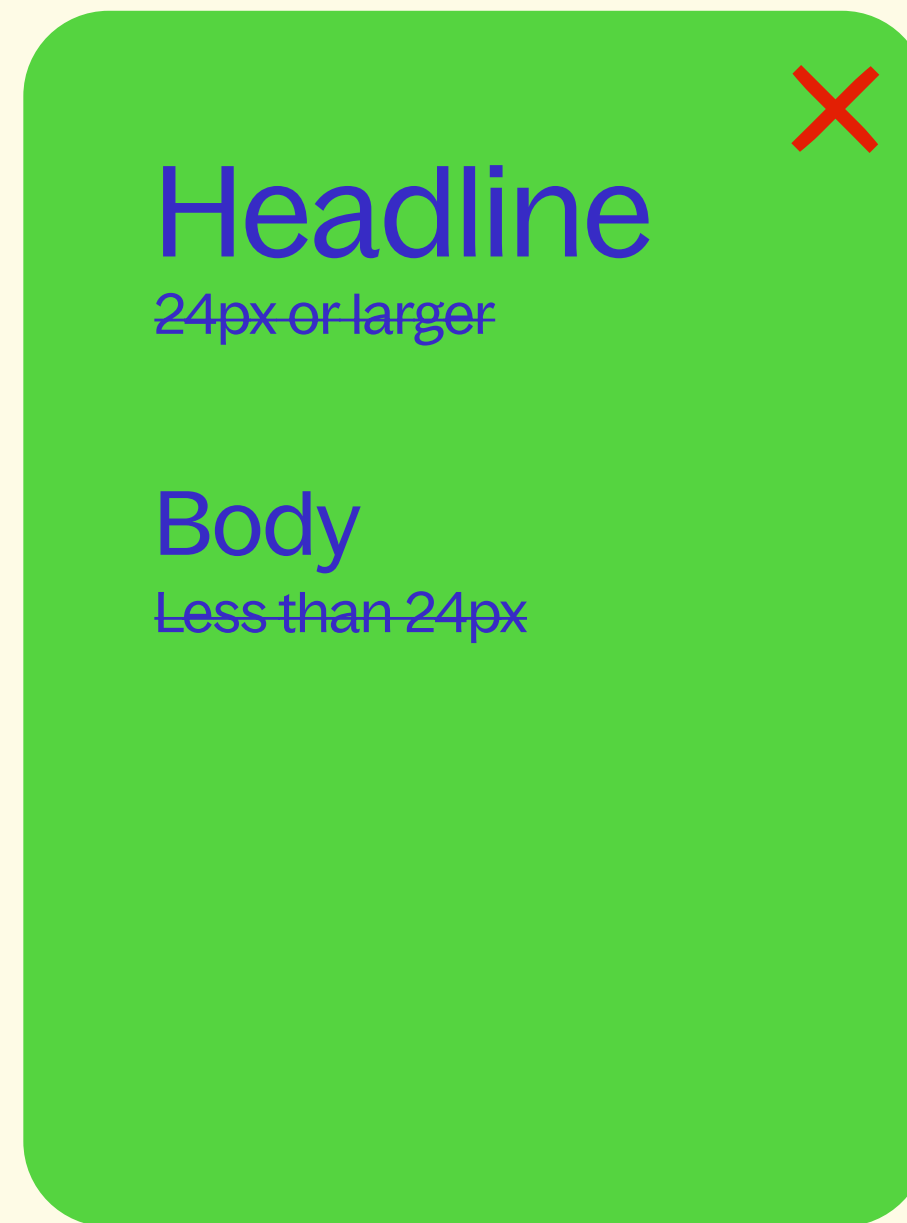
Headline  
24px or larger

Body  
Less than 24px



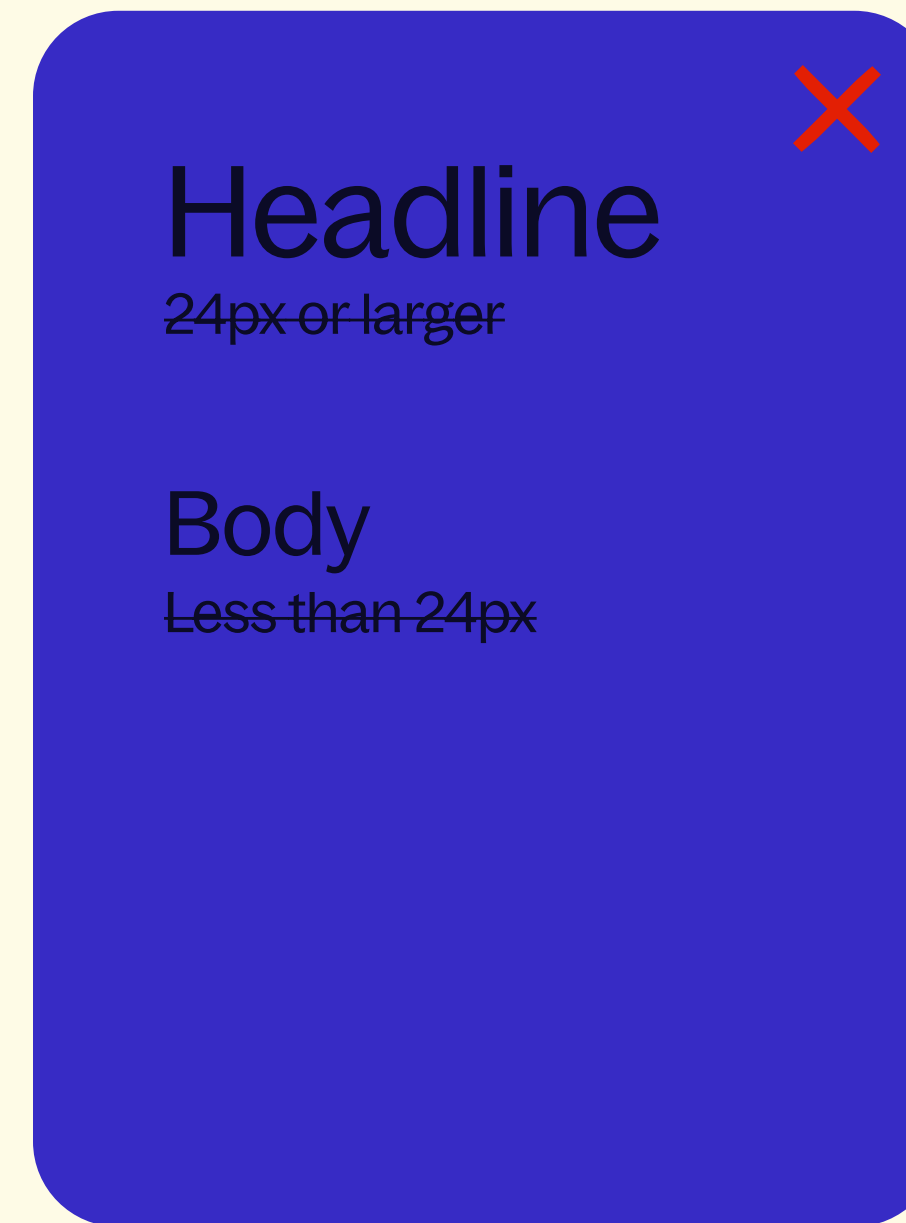
Headline  
24px or larger

Body  
Less than 24px



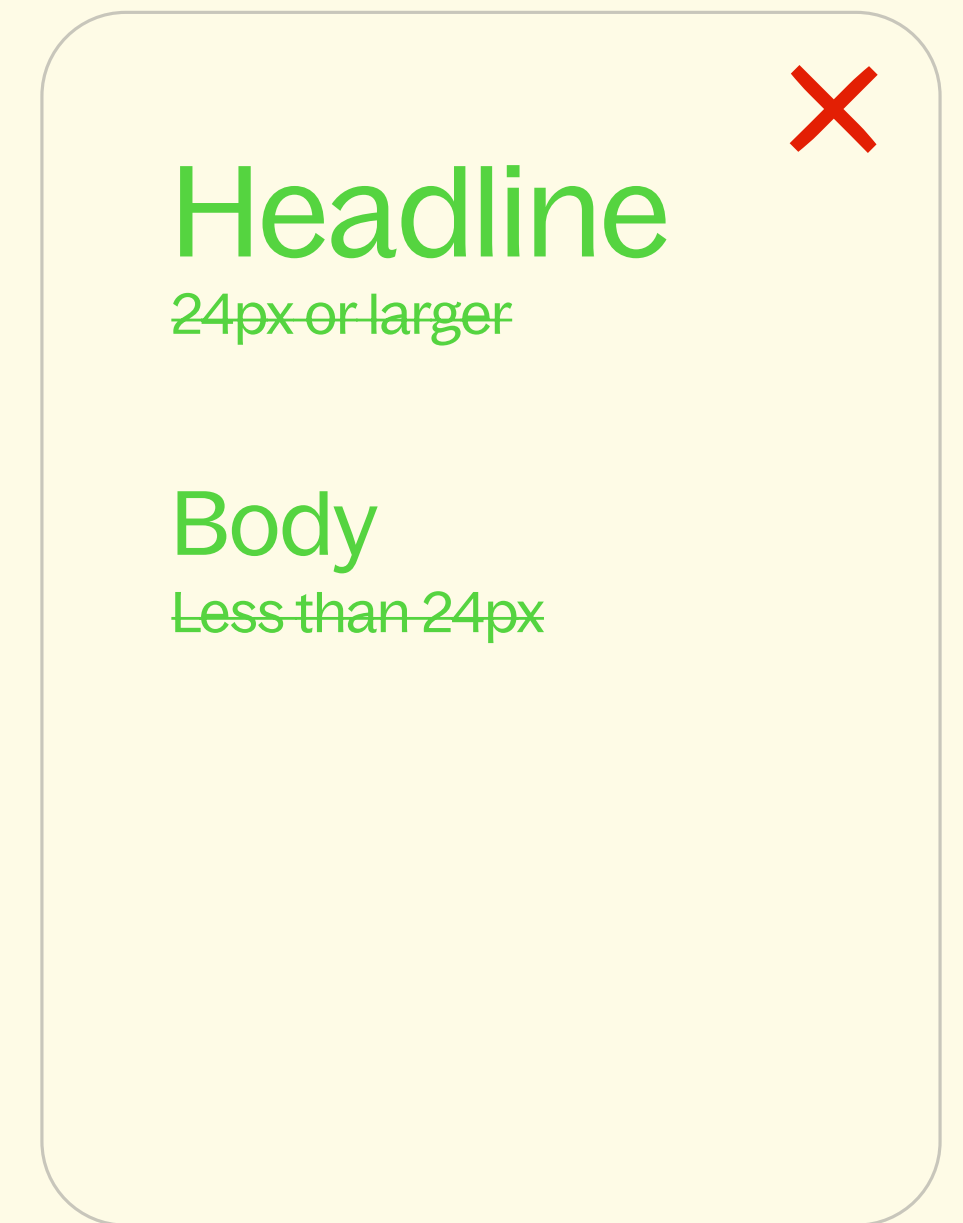
Headline  
24px or larger

Body  
Less than 24px



Headline  
24px or larger

Body  
Less than 24px



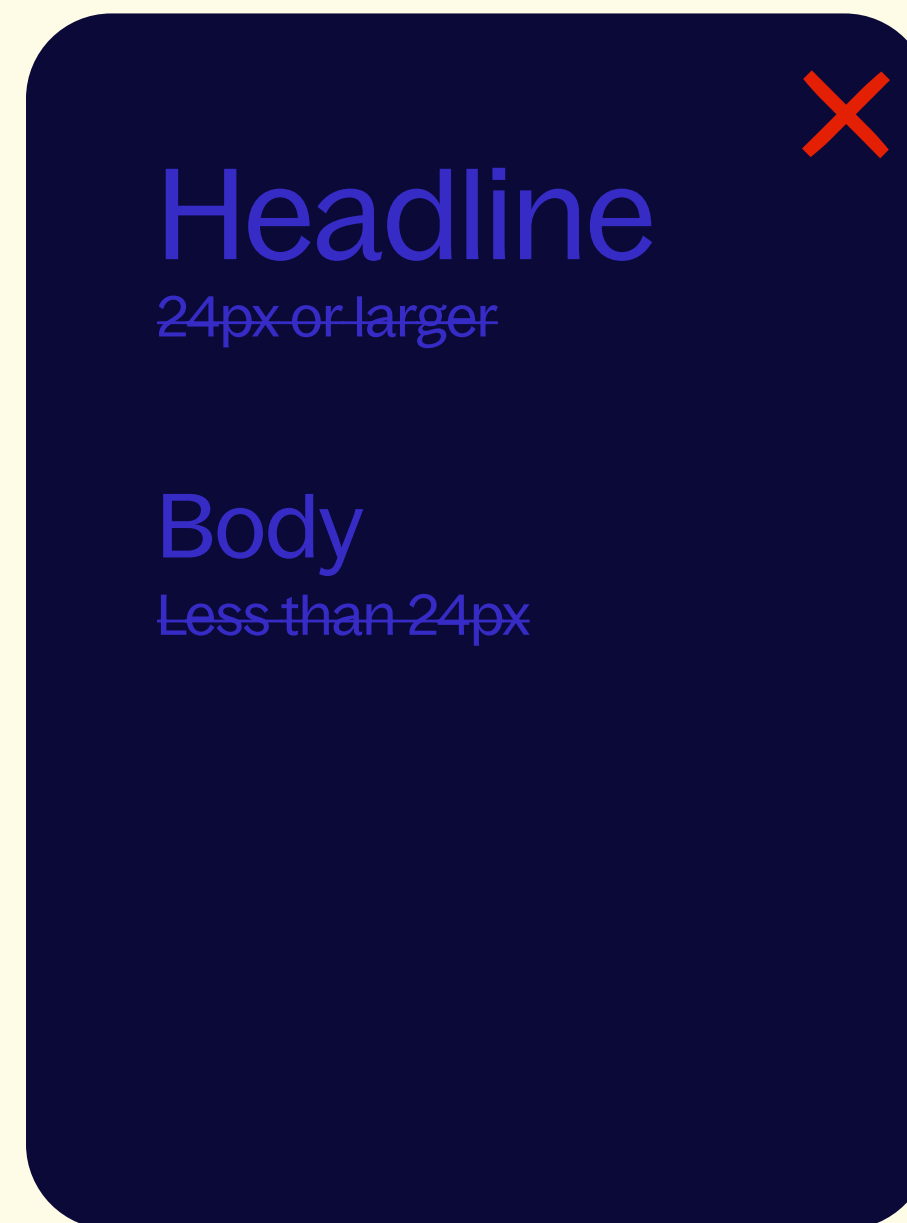
Headline  
24px or larger

Body  
Less than 24px



Headline  
24px or larger

Body  
Less than 24px



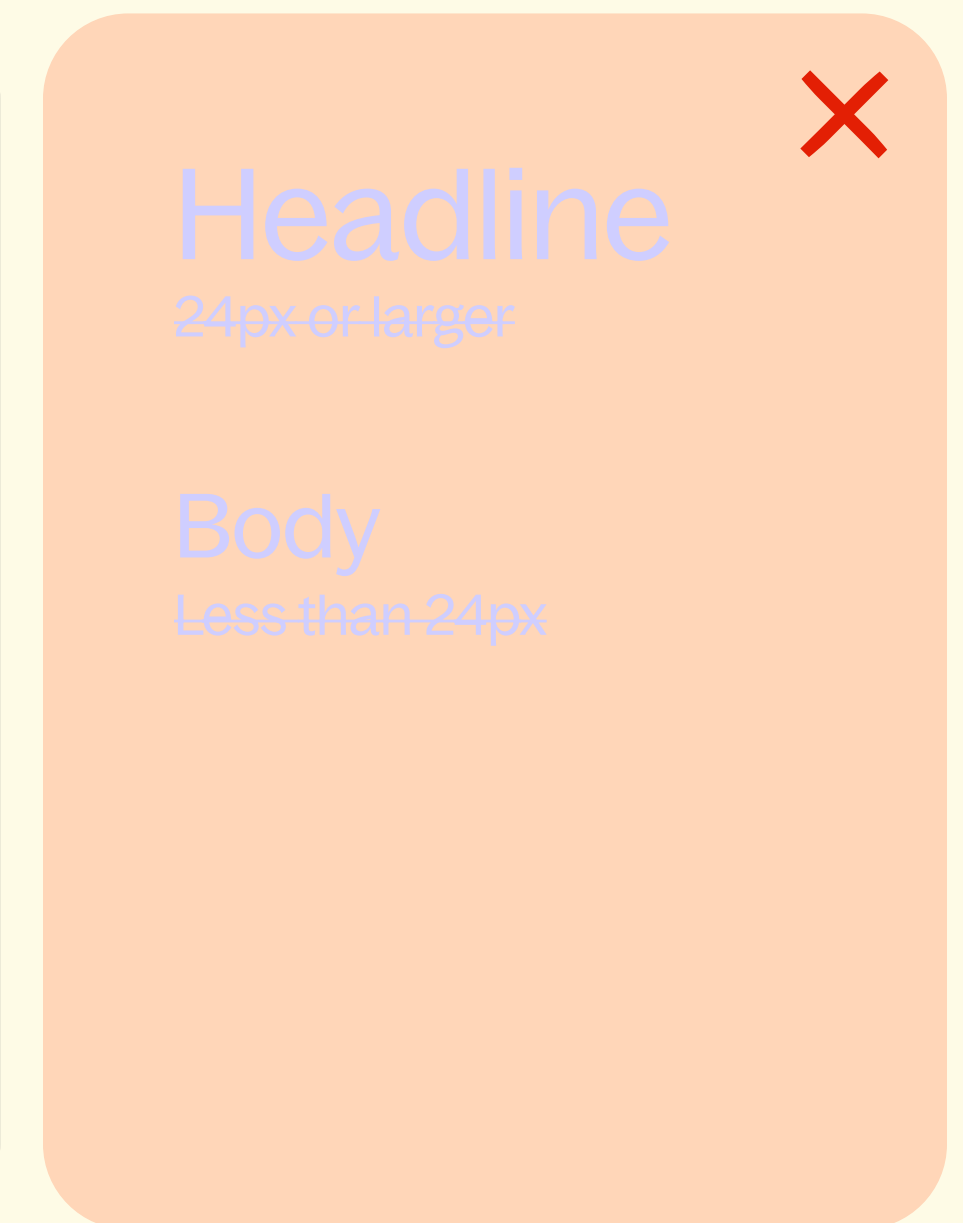
Headline  
24px or larger

Body  
Less than 24px



Headline  
24px or larger

Body  
Less than 24px



Typography  
– fallback font

Whenever it is not possible to use Bagoss,  
we use Arial as a fallback font. It is the  
closest web safe alternative to our primary  
brand font.

# Arial Regular

A B C D E F G H I J  
K L M N O P Q R S T  
U V W X Y Z Å Ä Ö

a b c d e f g h i j k l m  
n o p q r s t u v w x y  
z å ä ö

1 2 3 4 5 6 7 8 9 0  
! ? @ % & €



## Typography composition – weights and hierarchy

We use the Regular font weight throughout. In order to create typographic hierarchies, use plenty of contrasts in size in order to achieve a dynamic, clear and appealing look. See example to the right.

Pro tip: In order to create harmonious text sizes, use the golden ratio. Just multiply or divide your current size by 1.618. For digital purposes, round the result to the nearest number divisible by 8. To add a dynamic feel to your designs, feel free to skip certain steps, just like in the example to the right.

● Bagoss is embedded in our .ppt and Word templates. With Arial as a fallback font in all other instances, this covers the font needs for most co-workers.

A very restricted amount of Bagoss licenses are available for design professionals only. Apply for a font license via the Brand & Communications team.

knowit

# This is a clean looking composition

HEADLINE -  
EXAMPLE  
164px/148px

## A neat and clear left aligned piece of text is the primary composition.

STANDFIRST -  
EXAMPLE  
64px/72px

Lorem ipsum dolor sit amet, consectetur adipiscing elit. Nunc vulputate libero et velit interdum, ac aliquet odio mattis. Class aptent taciti sociosqu ad litora torquent per conubia nostra.

BODY - EXAMPLE  
24px/36px

724px

Use a contrasting colour to highlight words or sentences in your presentations or communication material

Keep body text wrappers to a maximum width of 724px

## Typography composition – arches

Placing text along curved vector lines can create a dynamic and engaging visual appeal in your designs.

We have created an Adobe Illustrator document that you can use in order to create different types of arches.

[Download asset](#) →

Hello *stranger!*

Undulating text

Developers

Arched text

Typography  
composition –  
arches Don'ts

Please take great care when creating  
arches, in order to avoid the following  
scenarios.

Makers of a *sustainable future* 

Too many waves

Makers of a  
*sustainable future* 

Don't divide the text path  
on multiple rows

*Let's challenge it* 

Tracking too tight


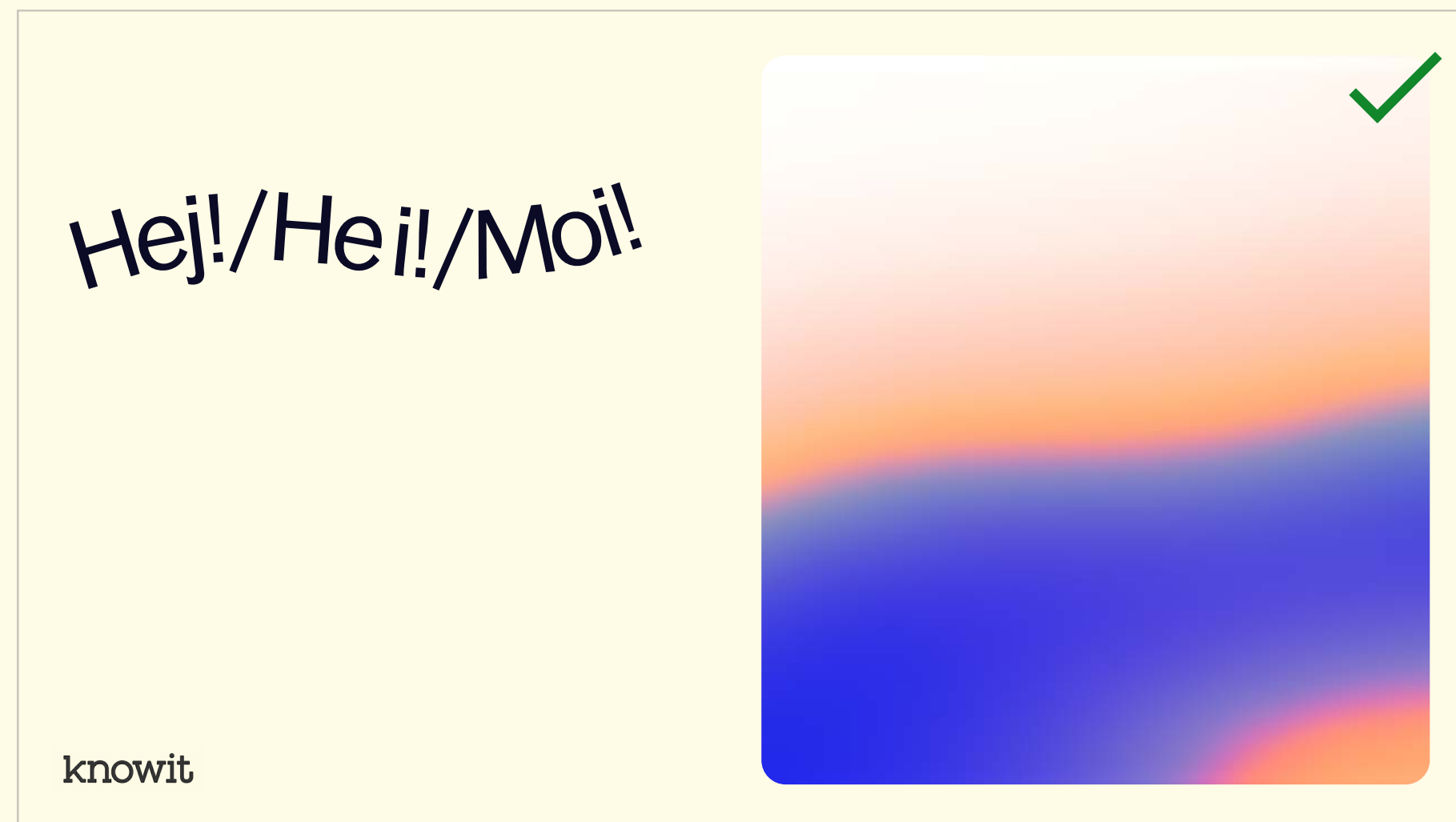
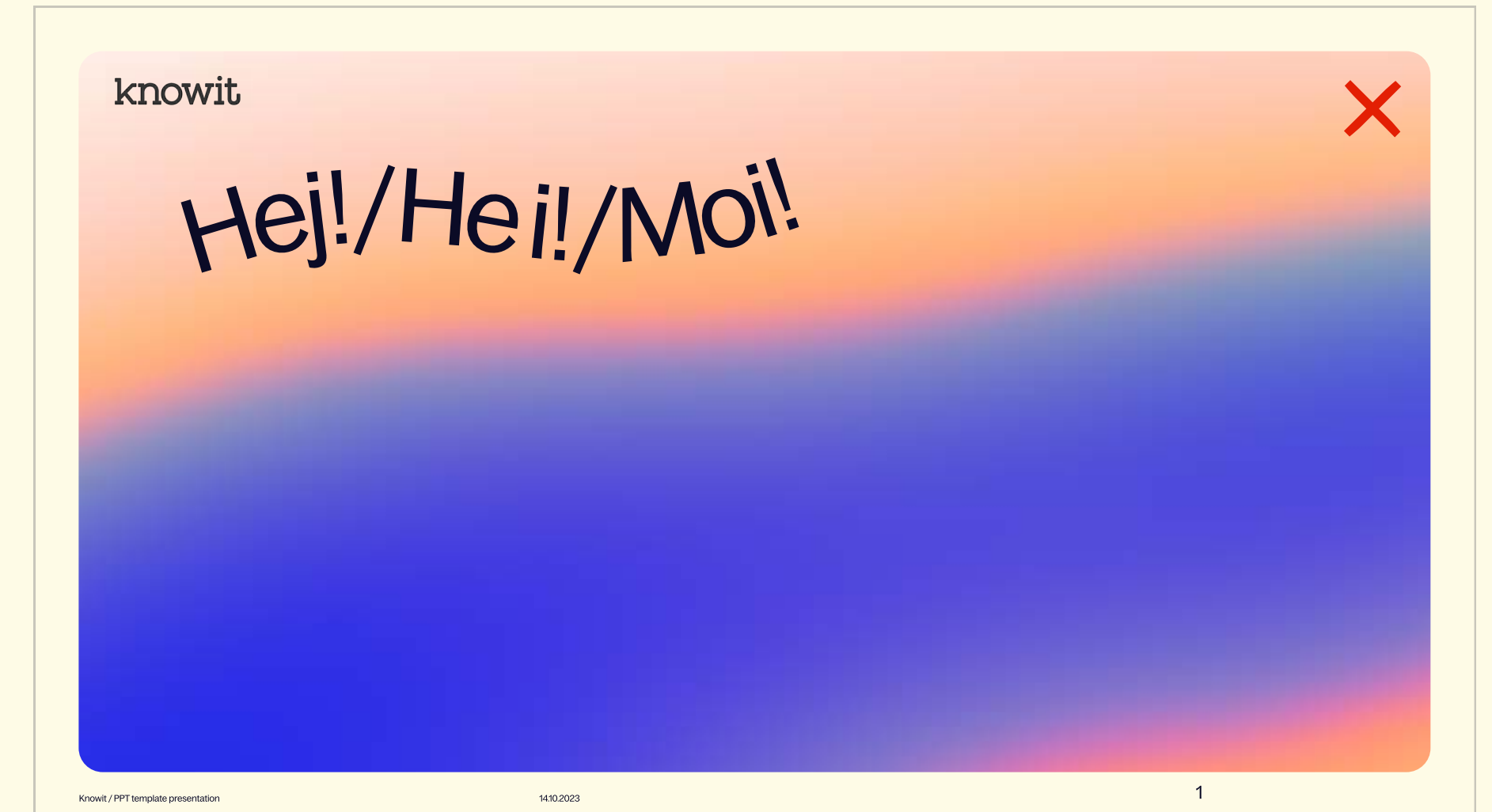
*Hey, we get it* 

Tracking too sparse

## Text placement

To ensure readability, put text on a flat colour.

Don't put text on top of gradients.



Graphics

5

# Gradients


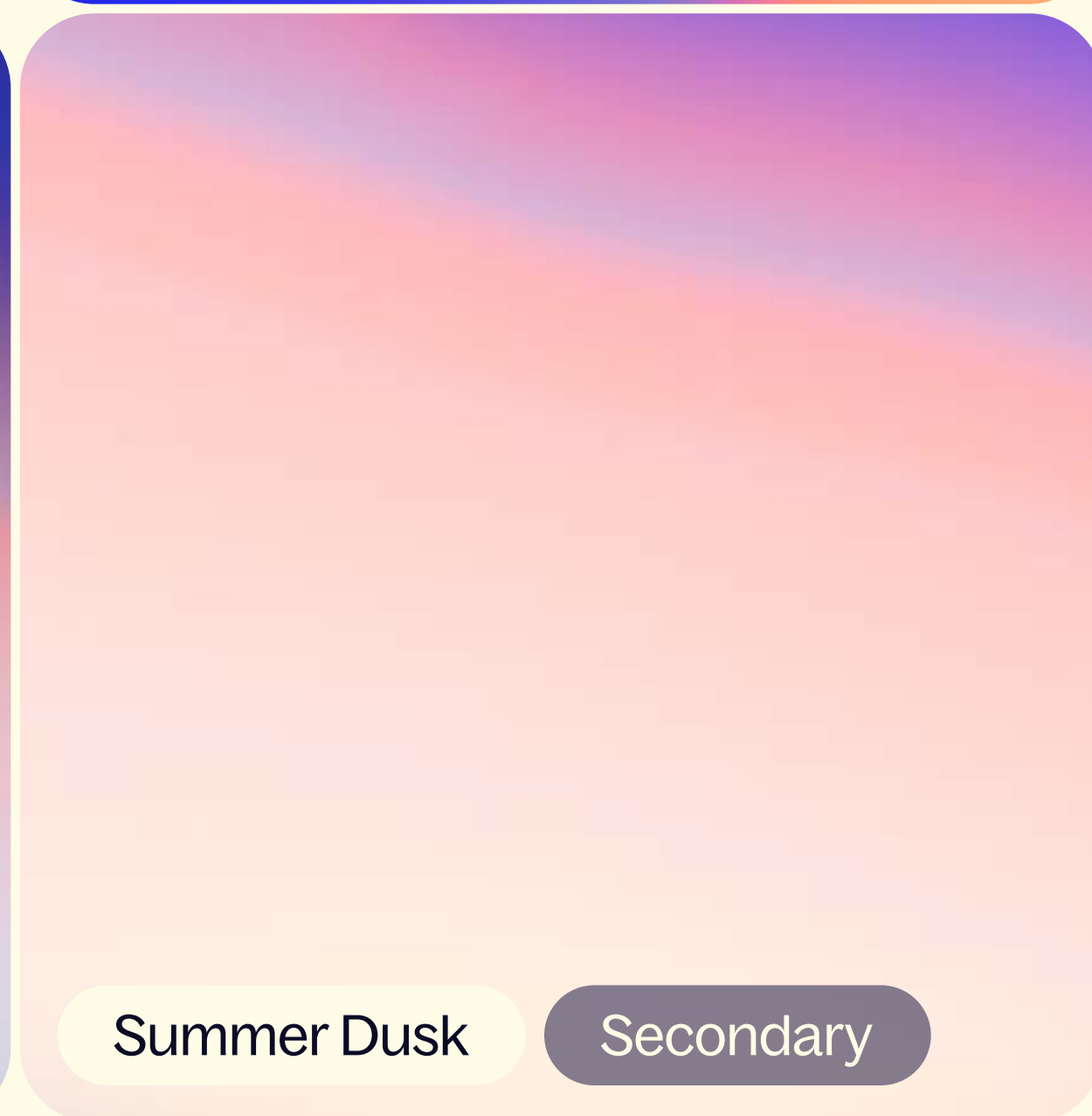




Pre-designed gradients provide an easy and effective way to elevate visual appeal. They effortlessly add depth and a captivating atmosphere to designs.

For consistency, use the high-res files provided here when adding gradients instead of creating your own.

• Text should not be put on top of gradients. [See example.](#)

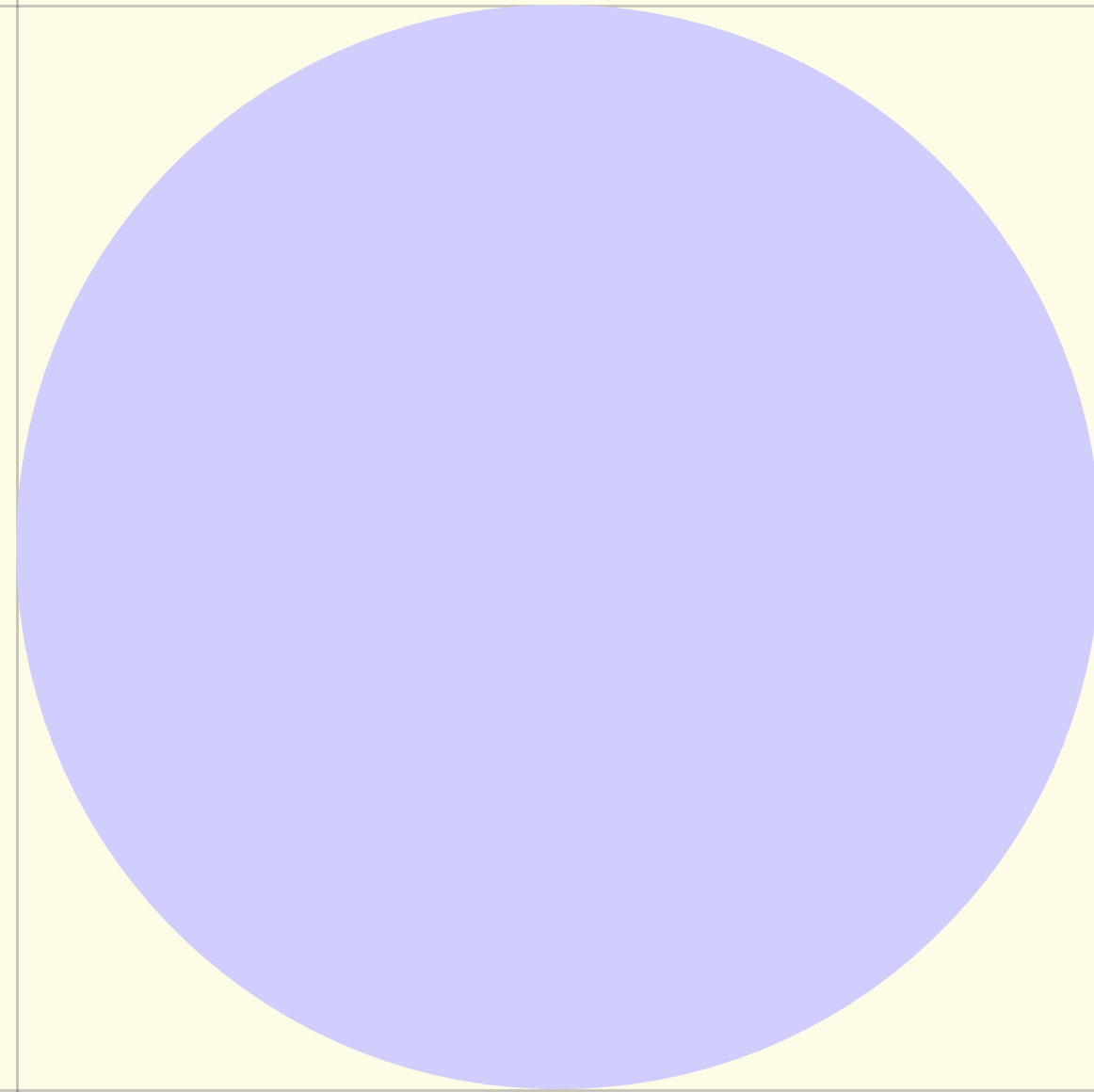
[View static assets](#) →

[View animated assets](#) →





# Windows

Simple geometrical shapes, ideal for image or text containers. These connect to the idea of light and transparency.





32px



# Windows – extended

Extend these shapes in either direction to create surfaces for your design. Never stretch the radiused corners.





## Element composition

We can use the shapes to frame images.




# Graphic element

The Knowit star is a distinctive graphic element, which ties in with the Nordic Skies concept. It symbolizes our commitment to making things better.

We use it only in the following contexts:

- As a “pin” for highlighting chunks of text, in the top right corner
- As bullets

It can be used with discretion in our brand colours. Don't overuse it.



[View assets](#) →

## Graphic elements – application examples

In communication materials, only use one large scale symbol per piece of work (such as the star or an arrow).

Never use the star as both pin in the top right corner and as bullets in one and the same layout.

- \* Choose courage
- \* Trust in transparency
- \* What's in it for we?

  
We spread  
our own  
nordic light.

Apply  
now



# Icons

We have embedded a number of versatile icons in our PowerPoint templates. They have been carefully selected in order to harmonise with our Visual Identity and tonality. Use the icons to make your presentations more inspiring.

These icons are the only ones you're allowed to use. If you're missing a specific icon for your presentations, please contact the brand team.

The icons can only be used:

- In presentations, as above
- Very rarely, they can also be used in high level brand contexts. This requires permission from [christina.johansson@knowit.se](mailto:christina.johansson@knowit.se).

## Basic



## Accessibility



## Tech



## Business



## Reactions



## Achievements



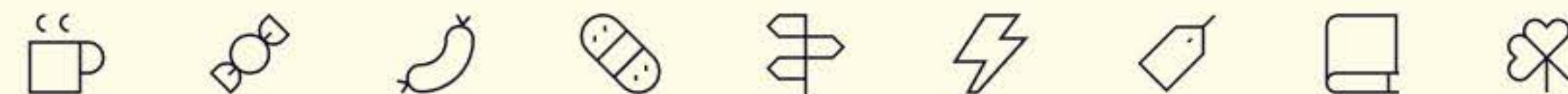
## Festive & seasonal



## Sustainability



## Other



## Element composition

Our elements combined create coherent graphics suitable for any occasion.


A guide to  
**Sustainable  
tech**

*Let's challenge it*

knowit



*Light eliminates fear*



We've searched  
high and low for the  
people who get it

knowit


# Motion Graphics

6

## Motion graphics

Our animated gradients serve as an ideal opener for presentations or exhibition screens. They can be cropped to shapes for graphics or used as a sign-off in social media carousels with a logo on top.

[View assets](#) →



# Stationery & Display Materials

7



# Email signature

An email signature can be accessed in Outlook when you're signed in to your Microsoft 365 account.

Occasionally, Knowit will create special banners that you can also access.

pellentesque.

Suspendisse potenti. In ultricies libero elit, ac tempus Pellentesque malesuada dui eu iaculis auctor. Susper Vivamus congue ultricies condimentum. Praesent cor non facilisis pulvinar.

Best regards,

**Emily Nguyen**  
Designer



**Knowit**  
Vikingsgatan 3, SE-411 04 Göteborg  
Mobile: +46 (0)722 30 38 96  
Email: [emily.nguyen@knowit.se](mailto:emily.nguyen@knowit.se)  
[Knowit.com](http://Knowit.com)

Email signature

Happy holidays! **knowit**



Take care & stay safe! **knowit**



Email banners

pellentesque.

Suspendisse potenti. In ultricies libero elit, ac tempus Pellentesque malesuada dui eu iaculis auctor. Susper Vivamus congue ultricies condimentum. Praesent cor non facilisis pulvinar.

Best regards,

**Emily Nguyen**  
Designer



**Knowit**  
Vikingsgatan 3, SE-411 04 Göteborg  
Mobile: +46 (0)722 30 38 96  
Email: [emily.nguyen@knowit.se](mailto:emily.nguyen@knowit.se)  
[Knowit.com](http://Knowit.com)


Summer vacations: **knowit**  
Office closed weeks 29-32



Don't miss our webinar **knowit**  
AI: Impact on the day to day  
Thursday 23 Sep / 10AM



Imagery




## Brand imagery

The presence of natural light is important in all our imagery.

Aim for imagery that is relaxed, authentic, and candid. Avoid using artificial looking lighting, unnatural poses, retouching, or filters. Opt for colour images with a short focal depth. Strive for clarity.

● Please note – these moodboards images are for internal use only.



## Employee portrait images

Relaxed and candid. Employees should be photographed in a way that makes them feel comfortable. There should be room for individual expression — those who prefer to look serious can be depicted that way, while those with a lively personality can freely express themselves.

If taken indoors, use or simulate natural light. Preferably, light is reflected on people's faces and walls as in the examples to the right.



## For experienced photographers

- Natural light emphasis: Prioritize natural light. Use it to highlight authenticity and clarity in your images.
- Gobo use: If natural lighting conditions aren't ideal, especially when shooting indoors, feel free to use gobos to create dappled light effects.
- Creative Freedom: You have the liberty to experiment with angles, compositions, and lighting to capture the essence of the brand while ensuring images remain relaxed, candid, and clear.
- Depth of field: Aim for a short depth of field to focus on the subject while softly blurring the background, enhancing the photo's intimacy.

## For photographers with less experience

- Window light: Position your subject near a window to take advantage of natural light. This creates a soft, diffused illumination.
- Plain backdrop: Use a plain, light-colored wall as a backdrop. This helps in achieving a clean, uncluttered look.
- Avoid over-posing: Encourage subjects to be themselves. Aim for natural, relaxed postures over forced poses.
- Simplicity is key: Keep your compositions simple. Focus on capturing the subject clearly and authentically.

## Midjourney prompting

Midjourney is a great tool for prompting AI images. Strive for realistic images of people where light is used creatively in the shot, using for example “Backlit”, “Rimlight” or “Dimmed sunlight light on wall”. To gain a high-quality photography style, always make sure to include the following “shot on medium format phase one iq180, Hasselblad, nikon, canon 5d”.

● When prompting humans, always check for accuracy in anatomy and body parts.

The average face Midjourney produces tends to smooth out extremes and creates faces that align with normative standards of beauty. Have this in mind when prompting, and strive for diverse and non-perfect looking people.

### Prompt example – colleagues

/imagine backlit, rimlight, close up modern photography, casually dressed people having a meeting, laughing, different ethnicities, wearing shirt with a pattern, shot from an angle, different races, candid working people, dimmed sunlight light on wall, modern office with wooden furniture, bright white backdrop, shot on medium format phase one iq180, Hasselblad, nikon, canon 5d



### Prompt example – colleagues

/imagine backlit, rimlight, modern photography, close up, casually dressed scandinavian colleagues agreeing with each other, wearing shirt with a pattern, shot from an angle, different races, candid working people, dimmed sunlight light on wall, soft light, semi dark, modern office with wooden furniture, bright bone - white backdrop, shot on medium format phase one iq180, Hasselblad, nikon, canon 5d



### Prompt example – portraits

/imagine person with large chin half-smiling, soft sunlight light on wall, relaxed spontaneous portrait shot with bright bone-white backdrop, atmospheric lighting, shot on medium format phase one iq180, Hasselblad, nikon, canon 5d



Digital

9

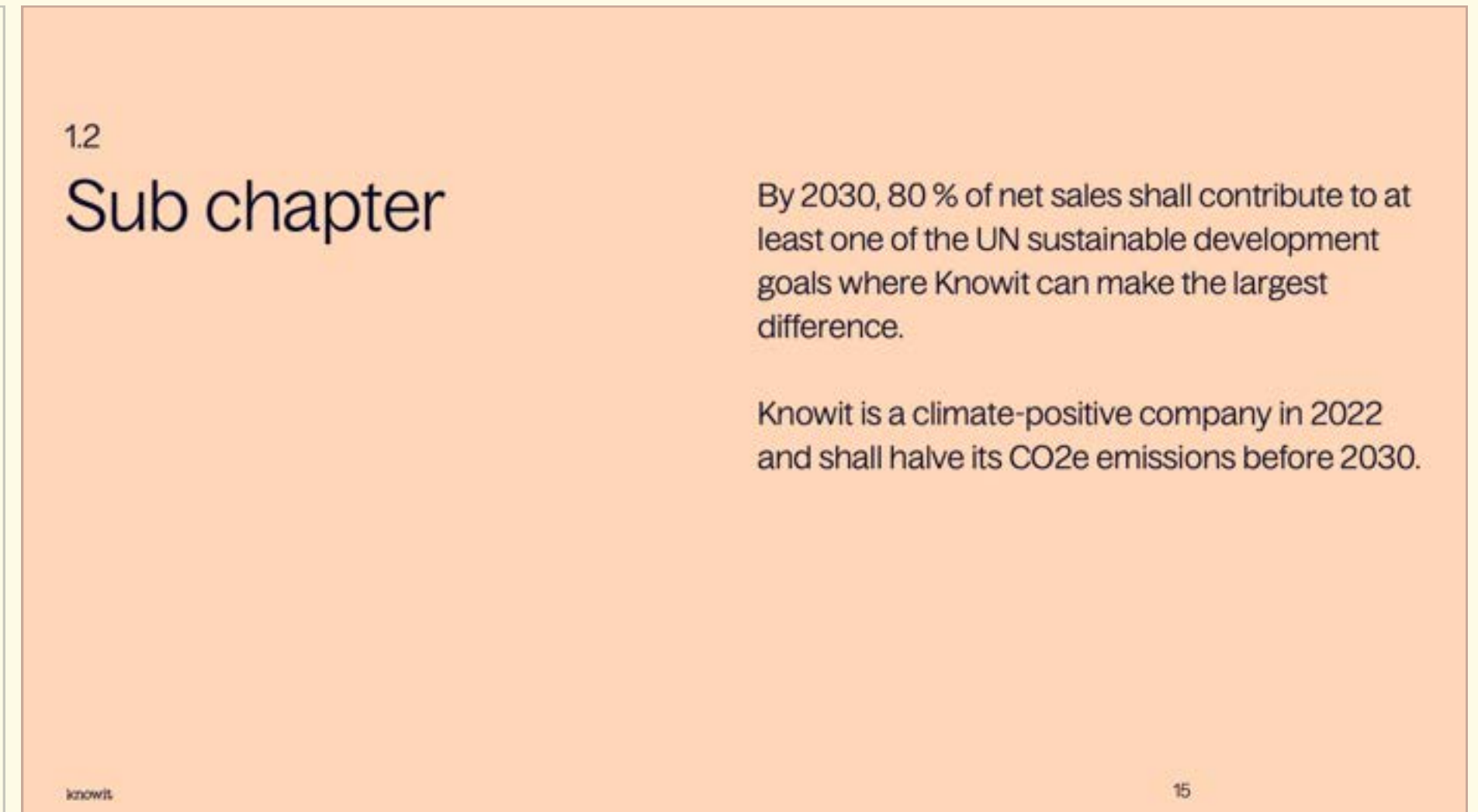
# MS PowerPoint presentations

Templates are automatically available when you are logged into your Microsoft 365 account. The right fonts are embedded in the templates.

• Don't overload slides with text.

Stick to using the template design, avoid inventing your own layouts.

[Download templates](#) →



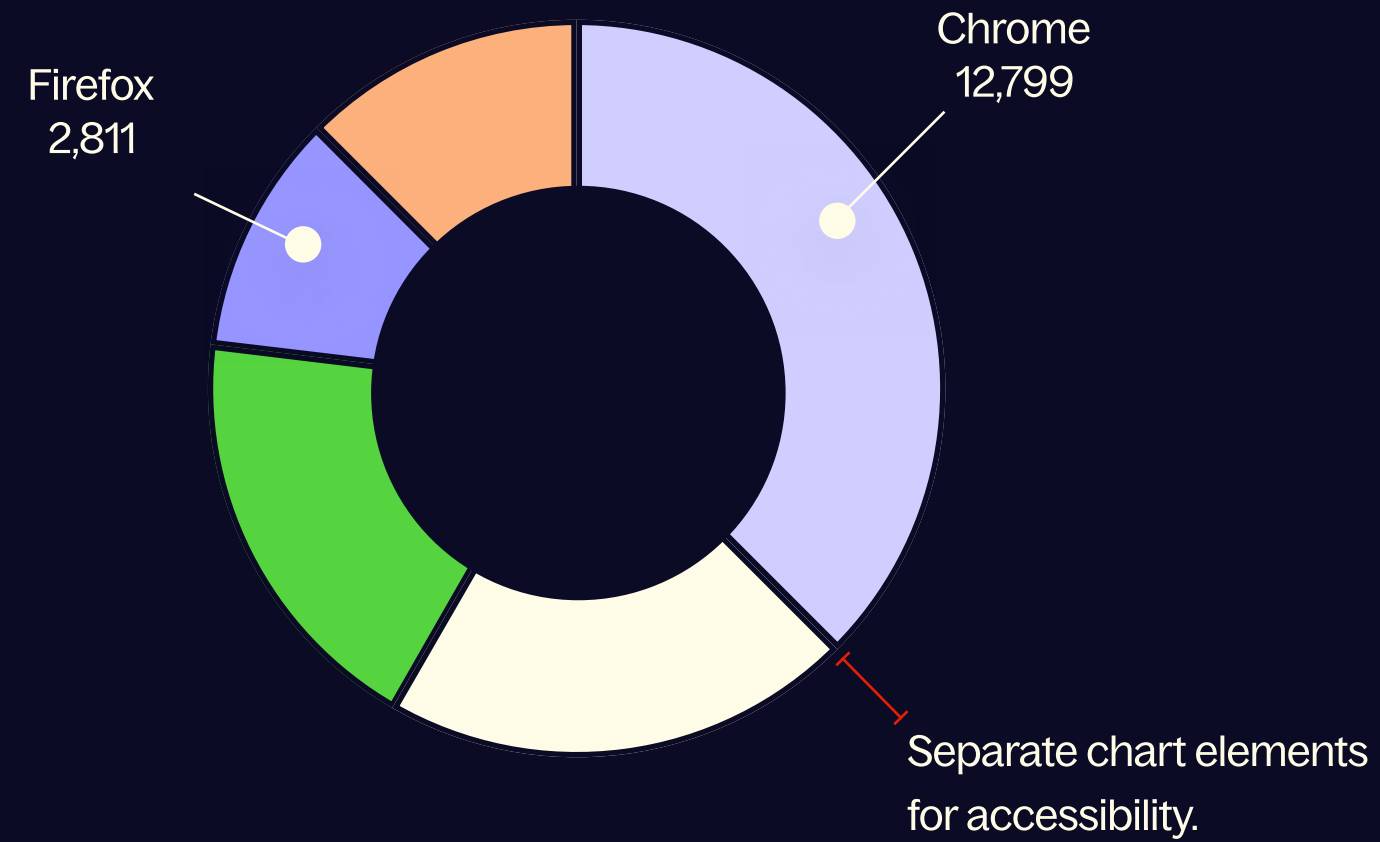
# Charts and diagrams

As explained [here](#), colours for charts and diagrams deviate from the brand palette to be accessible and easy to distinguish.

## Statistics

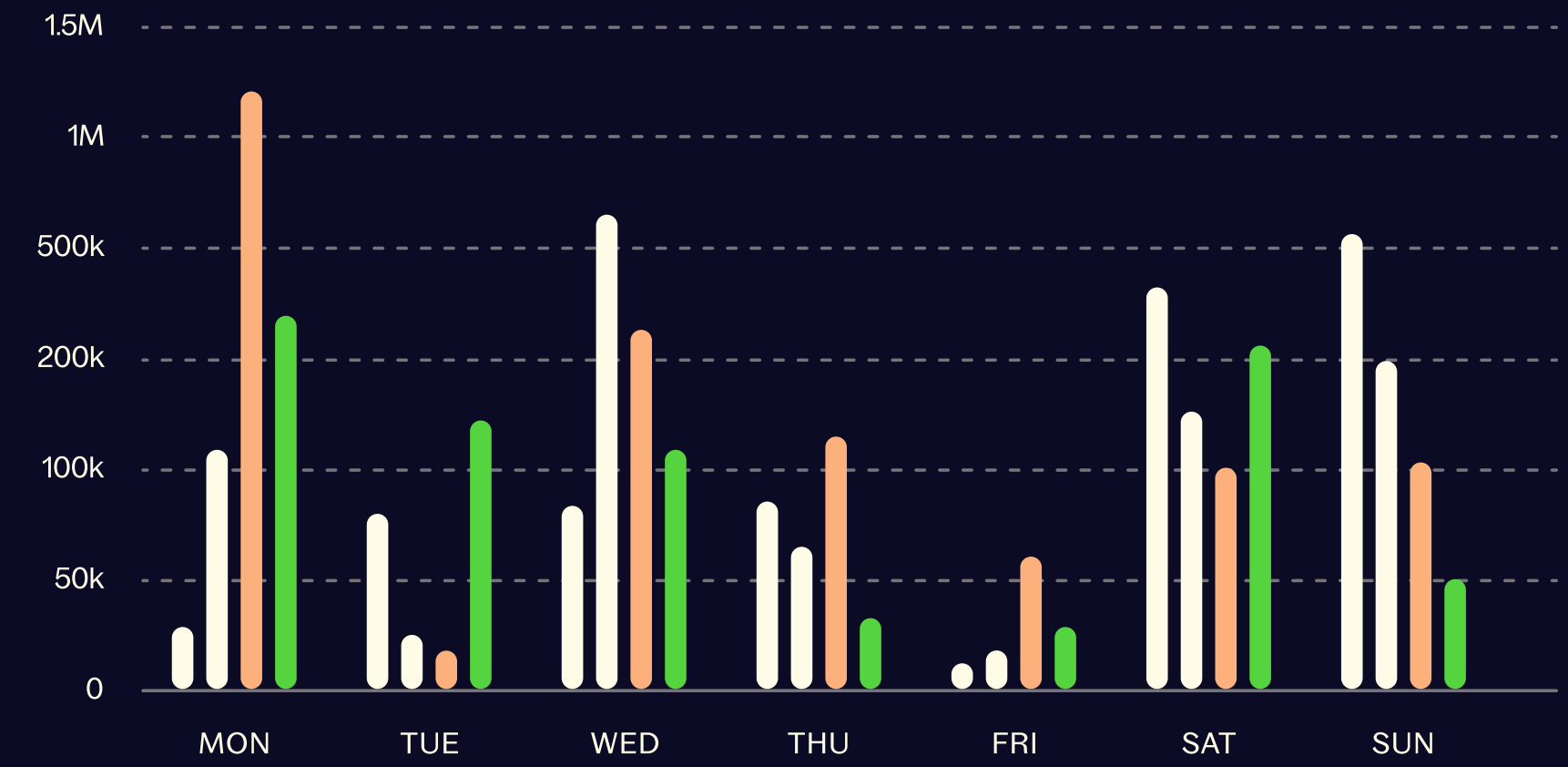
Browser usage

This week  
229,293

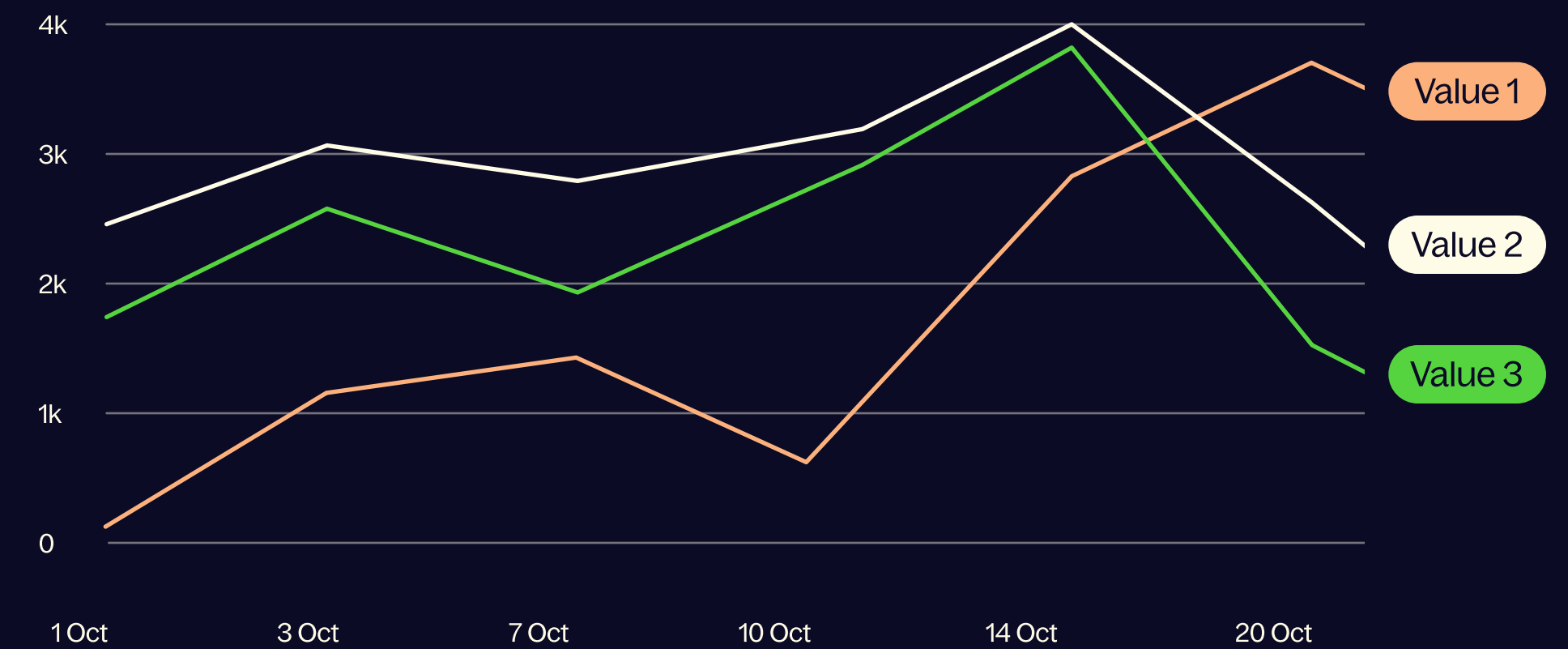
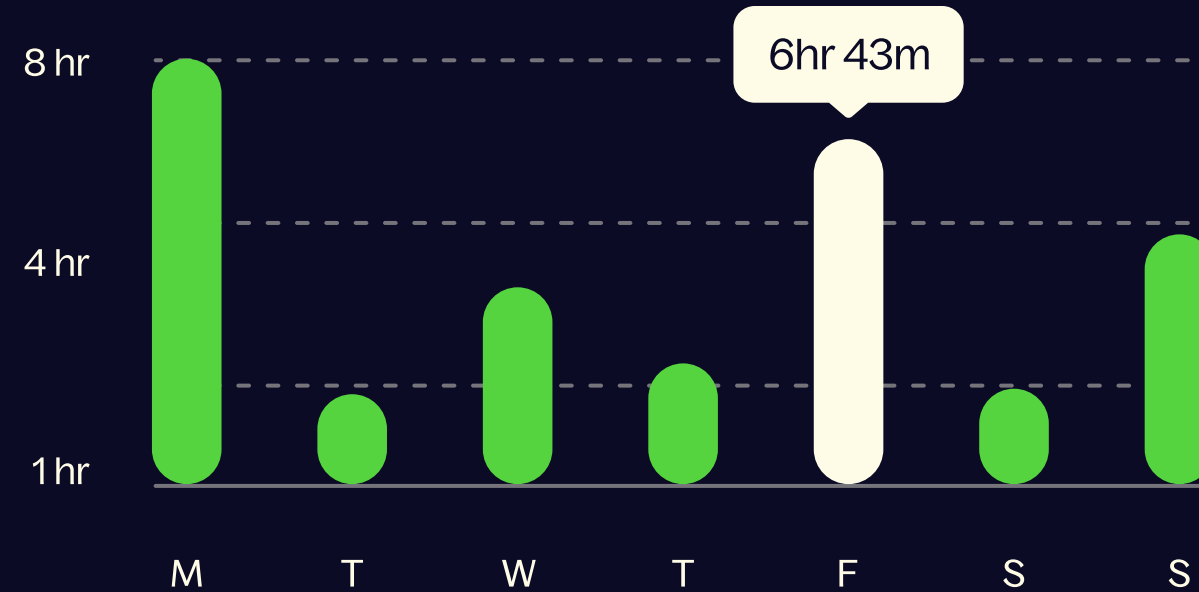


## Statistics

Total summary of sales



Average time spent  
4h 35m ↓





# Interface color styles

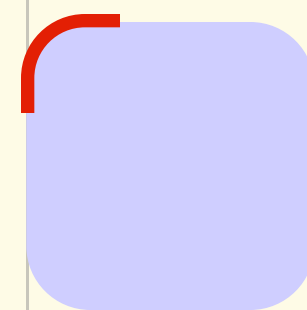
These tints are only to be used for web and application design. Identity color are marked with a dot.

	DARK BLUE 100 #0B0B26		BLUE 100 #2C16B4		PURPLE 100 #9795FF		PINK 100 #FCB27C		OFF-WHITE 100 #FFFEF6		
	DARK BLUE 80 #040262		BLUE 80 #372BC5		PURPLE 80 #B2B0FF		PINK 80 #FFC499		OFF-WHITE 80 #FEFB E6		
	DARK BLUE 60 #0B087B		BLUE 60 #5C44ED		PURPLE 60 #CFCEFF		PINK 60 #FFD6B8		OFF-WHITE 60 #FAF6DD		
	DARK BLUE 40 #1F0D8D		BLUE 40 #7660FF		LIGHT PURPLE 40 #E9E9FF		PINK 40 #FFE0CA		OFF-WHITE 40 #F3EFD5		
	DARK BLUE 20 #1D07A4		BLUE 20 #8176FF		LIGHT PURPLE 20 #F7F6FF		PINK 20 #FFEADB		OFF-WHITE 20 #EFEACC		
	DECORATIVE GREEN #55D440		ALERT RED (ALERT TEXT ONLY) #E31F04		DARK BLUE 0.88 ALPHA #0B0B26		OFF-WHITE 0.88 ALPHA #FEFB E6		DARK BLUE 0.66 ALPHA #0B0B26		OFF-WHITE 0.66 ALPHA #FEFB E6
	VALIDATION GREEN (TEXT ONLY) #12862B				DARK BLUE 0.44 ALPHA #0B0B26		OFF-WHITE 0.44 ALPHA #FEFB E6		DARK BLUE 0.22 ALPHA #0B0B26		OFF-WHITE 0.22 ALPHA #FEFB E6
					DARK BLUE 0.22 ALPHA #0B0B26		OFF-WHITE 0.22 ALPHA #FEFB E6		DARK BLUE 0.08 ALPHA #0B0B26		OFF-WHITE 0.08 ALPHA #FEFB E6


# Radius consistency

Ensure radiused elements scale proportionally by gradually increasing the radius. To avoid distortion when creating strokes, divide the inner object's radius by the margin to its parent and round to the closest eight.


24px



32px



32px




24px

56px



Inspiration

10



## Continued growth with good profitability



Net sales increased by 16.2% to sek 1,970.5 (1,695.3) million

The operating profit (ebita) increased by 2.7% to sek 197.2 (192.1) million, the adjusted operating profit (ebita) increased by 2.0% to sek 198.1 (194.2) million<sup>1)</sup>

The operating margin (ebita) was 10.0% (11.3), the adjusted operating margin (ebita) was 10.1% (11.5)<sup>1)</sup>

Results after tax increased to sek 104.1 (121.7) million

Earnings per share increased to sek 3.64 (4.34)<sup>2)</sup>

Cash flow from operating activities increased to sek 106.5 (5.2) million

<sup>1)</sup> EBITA is adjusted for items that affect comparability between periods, to improve understanding of the Group's underlying operative activities. For more information, see definitions on page 25.

<sup>2)</sup> Before and after dilution

The information contained herein is such as shall be made public by Knowit AB (publ) in accordance with the EU Market Abuse Regulation and the Securities Market Act. This information was made public through the agency of CEO and President Per Vallentin, at 07:30 CEST on May 3, 2023.

Comments on the report



## Continued growth on an uncertain market

Knowit is starting off the year with continued net sales growth and high profitability. We are faced with a relatively stable demand and continue to develop high-quality services and solutions to our clients, while also striving to strengthen our position as a leading player in digital transformation.

The effects of increased geopolitical uncertainty and a changed macroeconomic climate are felt through longer decision-making processes in new projects and challenges with longer delays in placing junior consultants in new assignments.

January - March

2023

# Interim report

January - March

Hej! / Heil! / Moi!

We are thrilled to have you join our team. At Knowit, we cherish innovation, collaboration, and continuous development. We are eager to see your unique talents and ideas contribute to our collective goals.

Remember, we are here to support you in every step of your journey. Let's create amazing things together!

Warmest welcome aboard!

# Welcome to Knowit!

knowit

We're changing it

Management consulting isn't what it used to be. Oh, it's still about understanding your organisation and working methods, optimizing cash flows or business planning. But it's also about making you digital.

knowit

We prevented it

Preventing diabetes improves people's lives and that's something to be proud of. Want to know more about our analysis team and how your data can make a difference? Drop by for a fika.





Our team used machine learning and data analysis to develop an improved method and a more precise tool to identify individuals who're at risk of developing type 2 diabetes.

# Prevented it

Preventing diabetes improves people's lives and that's something to be proud of. Want to know more about our analysis team and how your data can make a difference? Drop by for a fika.

knowit

Our team used machine data analysis to develop method and a more precise tool to identify individuals who're at risk of developing type 2 diabetes.

# Prevented it

knowit

*Let's challenge it*

knowit



knowit



an (+) ww

an (+) ww

an (+) ww

an (+) ww

an (+) ww

an (+) ww

an (+) ww

an (+) ww

an (+) ww

an (+) ww

www.knowit.se  
(+46) 722-5581 22  
andreas.viklund@knowit.se

2023.02.09 Press release

Continued growth in an  
uncertain market →

2023.02.09 Press release

Knowit and Verisure in a new  
strategic... →

2023.02.09 Press release

Knowit continues to invest in  
cloud →



Become one of us



Get everyone on the train \*

Do you want to get better at leading yourself and others? Improve team collaboration whether you are under the same roof or working remotely? Exchange your business with us. →



01/05 ← →

CASES

# knowit



Experience

11



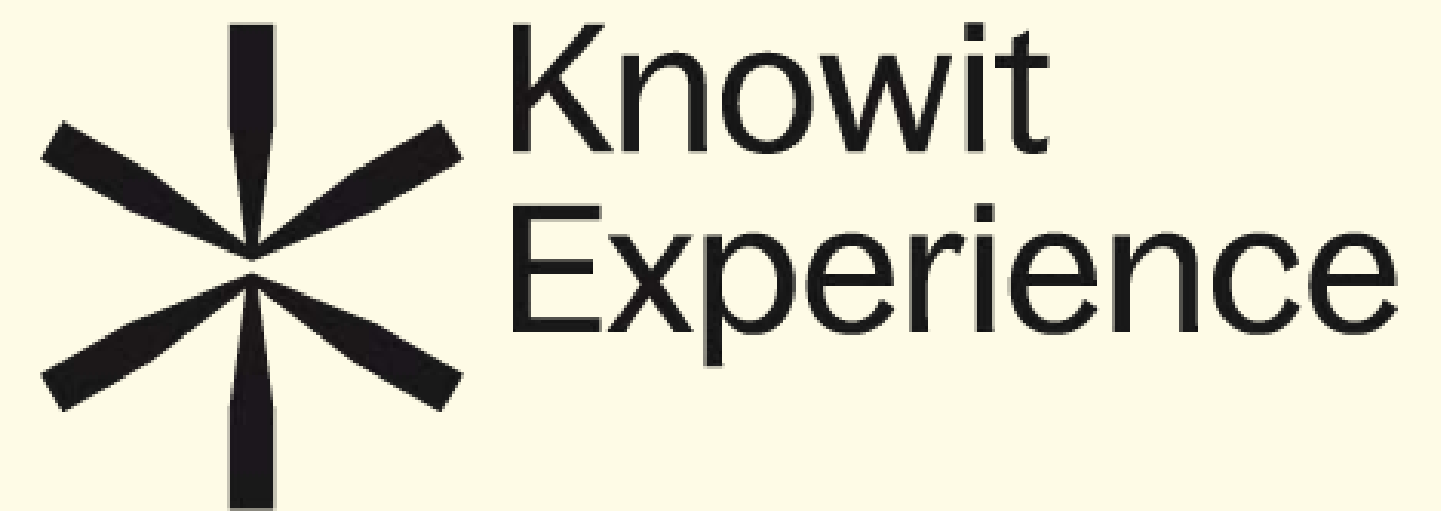


\*

The asterisk is Knowit Experiences symbol. It ties us closely to the concept [Nordic Skies](#), while simultaneously highlighting and visually strengthening Knowit Experience's role.

## Logotype design

Knowit Experience has a distinct and specially designed logo that should not be altered in any way, including its shape or colour.



## Solid colour logotypes

The Knowit Experience logotype is  
available in two variants: black & white





knowit\_experience\_oslo



70  
innlegg

2 548  
følgere

308  
følger

### Knowit Experience Oslo

Creuna er nå en del av Knowit Experience. Følg oss på denne profilen!

Universitetsgata 1, Oslo

**Se oversettelse**

[knowitexperience.com](https://knowitexperience.com)



Følges av kamalim, tineksletterod og 27 andre

Følger ▾

Melding

E-post





